

# Sliding Patio Door

*Model 6100 Premium Vinyl Patio Door*



*A beautiful combination of style and comfort.*

**Alside**<sup>®</sup>

# Combine Indoor and Outdoor Living



*Alside Patio Doors extend your home's ambiance to the great outdoors, visually expanding and brightening any room. And the expanded glass area means added light – so every season is even more enjoyable.*



*Whether your décor is traditional, contemporary, or even transitional, Alside offers the patio door to suit your needs. From interior woodgrains to multiple configurations, our patio doors are engineered for ease of operation and aesthetic appeal.*

# State-of-the-Art Performance

*Alside 6100 Series Patio Doors offer many features to complement your home. Solid construction and easy-glide operation ensure years of exceptional, maintenance-free performance.*



1. *Mainframe and sash extrusions will never chip, peel, crack or warp.* Made with premium raw materials, the vinyl color is formulated throughout so the beautiful luster lasts.
2. *White pine wood mainframe substructure*, combined with vinyl cladding, provides an effective thermal barrier.
3. *Vertical sash components* are metal-reinforced for added structural strength.
4. *Extra-deep weatherstripped integral interlocks at meeting stiles* for added protection against air infiltration.
5. *Insulated glass unit featuring double-strength glass* with optimal air space improves year-round performance.
6. *Dual durometer glazing system* absorbs shocks and offers extra weather protection.
7. *Structural composite roller system* ensures quiet and easy operation of the door panel.
8. *Low-profile, anodized aluminum sill cover* for added strength and durability.



## *Plus these additional features:*

- Triple-screw, butt-joint frame construction offers maximum strength, with no drafty gaps at corners.
- Double weatherstripping and vinyl bulb seal provide superior weather resistance.
- Heavy-duty fiberglass screen with aluminum frame features an adjustable independent wheel system in all four corners and a controlled, spring-tension system for smooth sliding without derailment.
- Available in a 2-lite style in 5', 6', 8' and Wisconsin-style widths; a 3-lite style in 9' and 12' widths; and a 4-lite style in a 12' width, with center panels that open to each side.
- Patio doors are available in white or beige with optional light oak, dark oak, foxwood or cherry woodgrain interior finishes. A white woodgrain interior is also offered with a beige exterior only.

## *Enhance your patio doors with these options:*

- ClimaTech® insulated glass package options.
- Five interior woodgrain finishes.
- Flat, contoured or brass grids.
- Specialty V-grooved glass panels.
- Keyed exterior lock.
- Interior vent foot lock.
- Decorative interior handset.
- White integrated mini blinds.

# ClimaTech® High-Performance Insulated Glass Packages

## ClimaTech... your solution for increased window performance.

Our optional ClimaTech insulated glass packages combine multi-layered low-emissivity (Low-E) glass, argon gas† and the Intercept Warm-Edge Spacer System. ClimaTech is up to 40% more energy-efficient than single or clear insulated glass systems.

Alside Patio Doors with ClimaTech can exceed the performance requirements set forth by the U.S. Department of Energy in conjunction with the National Fenestration Rating Council (NFRC) test criteria.

One of the most critical NFRC tests measures the rate of heat loss through a window or door (U-Factor). The lower the U-Factor, the better the product is at resisting heat flow, which results in a product with a greater insulating value.

### Model 6102 Patio Door Glass Performance Comparison<sup>1</sup>

	U-Factor	SHGC
Clear Glass	0.47	0.58
ClimaTech	0.31	0.31
ClimaTech ThermD	0.30	0.31
ClimaTech ThermD S3	0.30	0.37
ClimaTech Plus	0.30	0.31
ClimaTech SF	0.24	0.26
ClimaTech Elite	0.31	0.21
ClimaTech TG2	0.24	0.26

<sup>1</sup> Whole door values, double-strength glass.

Another critical NFRC test is for Solar Heat Gain Coefficient (SHGC). This procedure measures how well a product blocks heat caused by sunlight. Again, the lower the number, the less solar heat the window transmits into the home. The above chart clearly shows how the performance of Alside Patio Doors can be enhanced with the addition of various ClimaTech insulated glass packages.



*Low-E glass filters long-wave radiation from the sun. This reduces solar heat gain from the summer sun, helping to keep your home cooler.*



*Low-E glass takes on a new duty in winter months. It lets warm solar rays into your home, while preventing indoor heat from escaping.*



## Performance Options

*Make your home an energy miser. It's easy!*

For maximum energy savings, upgrade your Alside Patio Door with a ClimaTech insulating glass package, featuring Low-E glass, argon gas and the Intercept Warm-Edge Spacer System. The superior thermal performance of this insulating glass unit can help lower your energy costs while further reducing the consumption of fossil fuels. Offering you the ultimate in energy efficiency, Alside Patio Doors are available with a variety of glass options that meet ENERGY STAR® requirements.

### What makes the ClimaTech insulated glass package so effective?

Since over 90% of a patio door is glass, substantial heating and cooling savings come from improved glass performance.

- Our combination of UV-filtering Low-E glass, argon gas and the Intercept Warm-Edge Spacer System dramatically enhances energy efficiency. Together they can cut the damaging effects of the sun, which can lead to the fading of carpets, curtains and furniture, by an additional 72% over clear insulated glass units.
- In winter, a warmer glass temperature is maintained, increasing the R-Value by up to an additional 96%.
- In summer, up to a 65% reduction in solar heat gain helps reduce air-conditioning costs.



*Alside offers a variety of ENERGY STAR qualified products. Consult your window professional for the optimal glass package required for your home and climate zone.*

# An Eco-Friendly Choice



## Go Green

Exceptionally energy-smart and weathertight, Alside Patio Doors and Windows not only reduce fuel consumption needed to heat and cool homes, they also boast a long service life and achieve optimal material use and minimal waste in production. Virtually all in-plant vinyl scrap is recycled into other useful products, further reducing the environmental impact of waste. Vinyl patio doors and windows also are eco-friendly because vinyl resin is derived largely from common salt – a sustainable and abundant natural resource!<sup>2</sup>

<sup>2</sup> Source: *A Clear View – Vinyl Windows and the Environment*. American Architectural Manufacturers Association (AAMA) & The Vinyl Institute (VI).

## Ask Us About Tax Credits!

Take advantage of temporary tax credit incentives.



Ask your Alside Sales Representative for more information about energy tax credits\* and visit [www.energystar.gov](http://www.energystar.gov) or [www.dsireusa.org](http://www.dsireusa.org) for details. DSIRE is a comprehensive source of information on federal, state, local and utility incentives and policies that promote renewable energy and energy efficiency.



USGBC and related logo is a trademark owned by the U.S. Green Building Council and is used by permission.



# Enjoy Easy Access to Outside Living

*Go outside or bring the outside in with classic patio doors that combine beauty and energy efficiency.*

Patio door access to the outdoors can give you a feeling of expanded living space. You'll enjoy more of your backyard, deck or terrace whether you're relaxing outside or taking pleasure in the view from the comfort of your home.

- White pine wood mainframe substructure, combined with vinyl cladding, provide an effective thermal barrier.
- Vertical sash components are metal-reinforced for added structural strength.
- Extra-deep weatherstripped integral interlocks at meeting stiles for added protection against air infiltration.
- Heavy-duty fiberglass screen with aluminum frame features an adjustable independent wheel system in all four corners.



# Decorative Options

## Colors and Finishes

Aside 6100 Series Patio Doors are available in White or Beige interior colors. For the appealing look of natural wood, choose optional Light Oak, Dark Oak, Foxwood or Cherry woodgrain finishes. A White woodgrain interior is also offered with a Beige exterior only.

Standard exterior colors are White and Beige. An optional American Terra exterior is available with a White or Beige interior finish.



## Interior Grids

Decorative grids lend an added measure of style and dimension to your patio doors. All grids are enclosed within the insulated glass unit for easy cleaning.

Choose from our selection of beautiful grid profiles and patterns to design the ideal patio door for your home:


*Flat Grids* – available in Colonial, Diamond, Prairie and Double Prairie patterns

*Contoured Grids* – available in Colonial, Prairie and Double Prairie patterns


*Gold Tone Brass Grids* – available in Prairie and Double Prairie patterns

*Narrow Brass Grids* – available in a Colonial pattern

### Grid Patterns:




### Grid Profiles:




## V-Grooved Cut Glass

Add a cut or polished V-grooved glass pattern to your patio door for the perfect touch of elegance.



## Optional Handle Finishes

Enhance the appearance of your patio door with an optional decorative handle.



# Complete Satisfaction

## The Alside Lifetime Limited Warranty

Alside Patio Doors are manufactured by a recognized leader in product innovation with uncompromising quality control. From the day your patio doors are installed until the day you sell your home, you can count

on our reputation. And to make your buying decision easier, Alside backs all of our patio doors with a Lifetime Limited Warranty\*. . . one of the strongest in the industry.



Double-Hung Windows



Sliding Windows



Awning Windows



Casement Windows



Garden Windows



Bay Windows

## Window products for every architectural need.

For a variety of looks from traditional to contemporary, no matter what the application is, Alside Window Systems has you covered. Choose from a complete product line that offers Single-Hung, Double-Hung, Sliding, Casement, Awning, Bay and Bow, Garden, Picture and Specialty Shape Windows. You'll find that the combination of many styles and configurations will work well to enhance your home's appearance.



Alside 3773 State Road Cuyahoga Falls, Ohio 44223  
1-800-922-6009 [www.alside.com](http://www.alside.com)



©2019 Alside. Alside and ClimaTech are registered trademarks of AMI. Intercept is a registered trademark of Vitro. \*It is always suggested to consult your tax planner and review all IRS guidelines. Alside nor its representatives shall act as a tax advisor. †Insulated glass (IG) units that require capillary tubes may experience some argon gas depletion. \*\*Extruded solid color. ††For a copy of the written product warranty please visit [www.alside.com/support/warranties/](http://www.alside.com/support/warranties/) or contact your Alside Sales Representative. Colors are reproduced by lithographic process and may vary slightly from colors of actual product. All specifications and designs subject to change without notice. Printed in USA 12/19 4M/OP 75-2810-01

